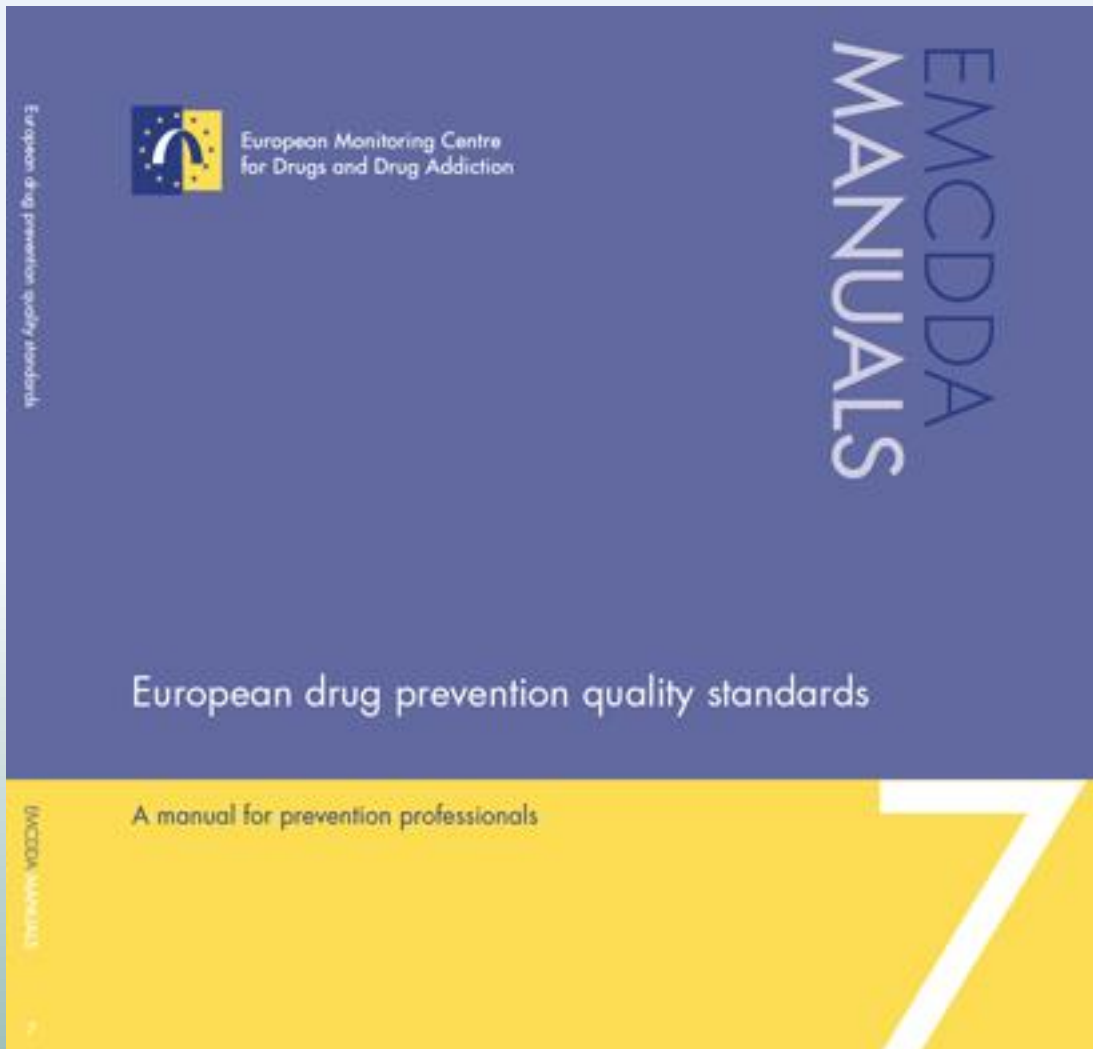




EDPQS Trainers' Guide

Rachele Donini
Responsible of Prevention Unit
Addiction Department
ASL 2 Savonese –Italy

Warsaw, Oct.5th-6th,2016



<http://prevention-standards.eu/standards/>



**EDPQS Toolkit 3:
Delivering training
to support the use
and implementation
of quality standards
(Training Toolkit)**

Trainers' Guide



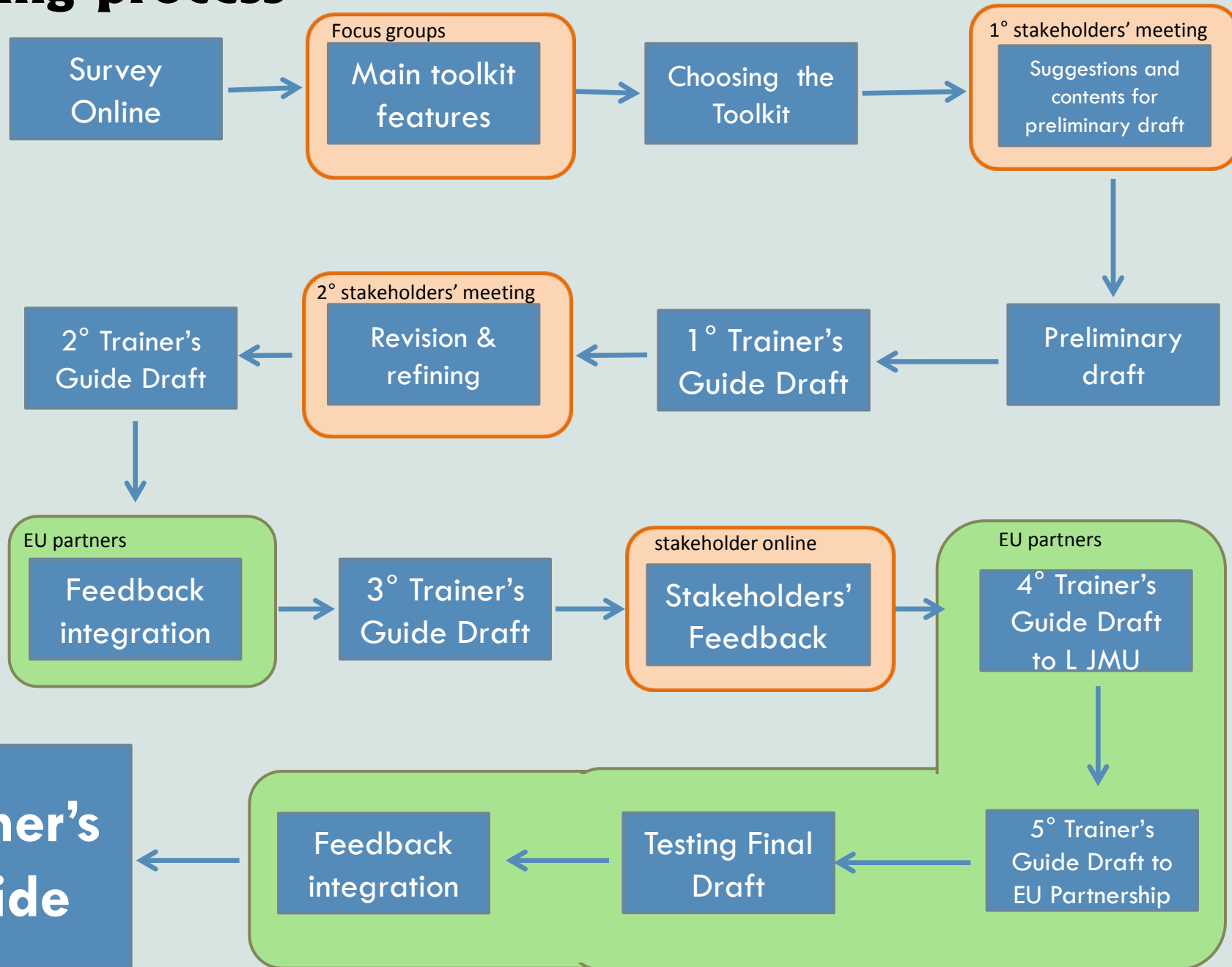
Toolkit 3 is of particular value if you wish to:

- Show others **how to use** quality standards when planning and reviewing drug prevention activities
- Develop ideas on **how to deliver** training on quality standards in an interactive and engaging way
- **Benefit from ready-prepared** materials, including presentation slides, handouts and evaluation questionnaires

Target

- Programme Developers
- Programme Managers
- Commissioners and Funders
- Policy Makers
- Service Managers and front-line Practitioners
- School Teachers
- Educators
- Trainers
- Evaluators
- Researchers

Building process



INDEX

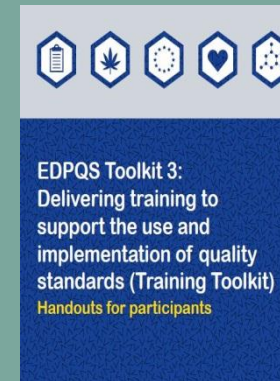
ABOUT THIS TOOLKIT	4
IMPORTANT INFORMATION ABOUT THE PROVISION OF TRAINING ON EDPQS	5
CHAPTER 1. INTRODUCTION	6
1.1 Why deliver training on the European Drug Prevention Quality Standards (EDPQS)?	6
1.2 Working with this Toolkit	7
1.3 Learning outcomes and the EDPQS Theory of Change	9
1.4 The training units	10
1.5 Recommended training modules (Short Training, One Day, Two Days)	11
1.6 A note on modifying Units, PowerPoint slides and the handouts	15
CHAPTER 2. PLANNING THE TRAINING ACCORDING TO PARTICIPANT NEEDS	16
2.1 Assessing participant needs	16
2.2 The local context	17
2.3 Participants' level of expertise	18
2.4 Participants' professional role	20
2.5 Homogeneous or heterogeneous groups?	22
CHAPTER 3. DESCRIPTION OF THE ACTIVITIES	23
Unit 0. Opening Session	23
Unit 0A. Opening Session Day 2	25
Unit 1. Sharing the premises	26
Unit 1A. Brief sharing of the premises	29
Unit 2. Presentation: EDPQS	32
Unit 2A. Presentation: EDPQS Support materials	34
Unit 3. Presentation: EDPQS Checklist & Case study 1	35
Side note: Using example projects and case studies as part of the training	36
Unit 4. Project Analysis using Case Study 2	38
Unit 4A. Project Analysis using Case Study 2 (shorter version)	41
Unit 4B. Self-reflection using Toolkit 2	42
Unit 5. Project Building	46
Unit 5A. Compo Building	49
Unit 6. Project Revisions	51
Unit 7. Promoting Quality in Prevention	54
Unit 8. Conclusions and Closing session	56
Unit 8A. Conclusions Day 1	58
CHAPTER 4. RECOMMENDATIONS FOR A SUCCESSFUL TRAINING	59
4.1 Trainers' knowledge and skills	59
4.2 Advertising training contents – matching participants' expectations and training contents	61
4.3 Responding to difficult comments and questions	62
4.4 Evaluation of the training	63
ACKNOWLEDGEMENTS	69

Materials

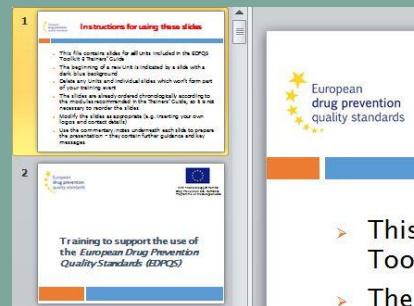
➤ Trainers' guide



➤ Handouts for participants



➤ Ppt



Two tools:

- Needs assessment form
- Training planning grid

Local context informations

To tailor the training to the target's needs

Adapting the training to the target's needs: a few examples

Do you work in the field of prevention?

No



Unit 1. Sharing the premises

Yes



Unit 1A. Brief sharing of the premises

Evaluation tools

- Pre-post quiz
- Satisfaction form
- Trainer self reflection form
- Overview of evaluation findings and conclusions

University of Genoa Seminar

Evaluation

[File Excel](#)

Word cloud of "Thank You" in various languages and scripts:

- danke
- 謝謝
- ngiyabonga
- tesekkür ederim
- спасибо
- Баярлалаа
- раҳмат
- mersi
- kia ora
- barka
- welalin
- tack
- spas
- vinaka
- спасиби
- blagodaram
- dank je
- misaotra
- matondo
- paldies
- grazzi
- mahalo
- tapadh leat
- хвала
- asante
- manana
- obrigada
- tenki
- chokrane
- murakoze
- bedankt
- nanni
- nandri
- kiitos
- dankie
- faafetai lava
- hvala
- mauriuru
- koszönöm
- dziękuję
- hvala
- mauriuru
- koszönöm
- chnorakaloutioun
- gratias ago
- gracies
- sulpáy
- go raibh maith agat
- arigatō
- takk
- dakujem
- trugarez
- merci
- euχαριστώ
- diolch
- dhanyavadagalu
- shukriya
- mercé
- merci
- obrigado
- sobodi
- dėkuji
- məsi
- didi
- madloba
- sagolun
- najis tuke
- kam sah hamnida
- rahmat
- terima kasih
- 감사합니다
- xiexie
- bedankt
- enkosi
- bayaralaa
- gracie
- hvala
- mauriuru
- koszönöm
- dziękuję
- sobodi
- dėkuji
- məsi
- didi
- madloba
- sagolun
- najis tuke
- kam sah hamnida
- rahmat
- terima kasih
- 감사합니다
- xiexie